

# Manage HQL Validator

- [Overview](#)
- [Recommendations](#)
- [Prerequisites](#)
- [Adding the HQL Validator to the Create workflow transition](#)
- [How it works](#)

## Overview

The HQL Validator avoids that an issue is created via the Jira 'Create' button if an HQL Action button is able to create issues in the selected Project/Issue Type

## Recommendations

When applying the HQL Validator, on trying to create an issue, it checks on all mappings having as destination Project and Issue Type the selected ones and having the **Quick Action Button/Post Function** turned **On** in order to allow the issue creation to the users configured as Partnership Destination Credential on the associated Partnerships exclusively.



It implies that these users will be able to create an issue via the Jira 'Create' button too.

Consequently, It's recommended to apply as Partnership Destination Credential an **HQL system user**.

## Prerequisites

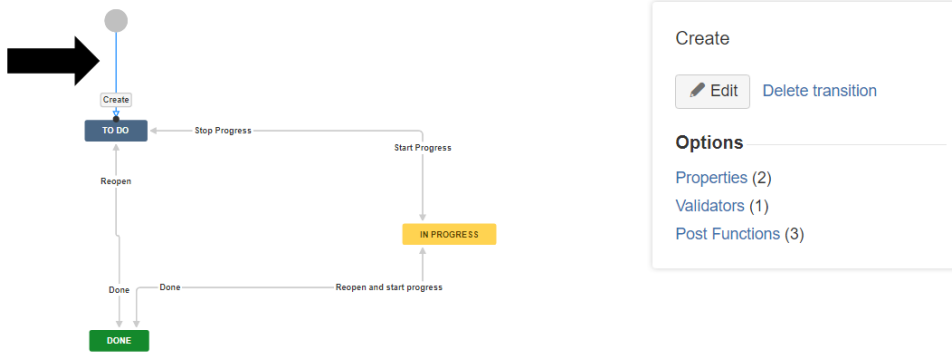
The **Allow issue creation/linking via partnership credentials** must be turned **On**.

### Herzum Quick Linker Mapping Configuration

Property Name	Property Value
Partnership	Local Partnership ▾
Source Project	PM Test PRJ ▾
Source Issue Type	Task ▾
Target Project	testcond rules ▾
Target Issue Type	Task ▾
Target Priority	Highest ▾
Issue Link Type	Blocks ▾ ↻
Link Type Versus	Outward/Inward ▾ ↻
Link Type	<input checked="" type="radio"/> Quick Link <input type="radio"/> JIRA Link <input type="radio"/> Both
Quick Action Button/Post Function	<input checked="" type="checkbox"/>
Button Label	Link
Button actions	<input checked="" type="radio"/> Create&Linking plus Linking an existing issue <input type="radio"/> Create&Linking <input type="radio"/> Linking an existing issue
Allow issue creation/linking via partnership credentials	<input checked="" type="checkbox"/>  

## Adding the HQL Validator to the Create workflow transition

1. Navigate to the Workflow associated to the Project/Issue Type for whom you want avoid issue creation via the Jira **Create** button
2. *Edit* the Workflow
3. Select the **Create** workflow transition



Create

Edit
Delete transition

Options

[Properties \(2\)](#)

[Validators \(1\)](#)

[Post Functions \(3\)](#)

#### 4. Click Add Validator

Transition: Create

Create

This is the **initial** transition in the workflow.

**Screen:** None - Initial transition does not have a view.

Validators 0
Post Functions 3

No input parameters checks will be done before this transition is executed.

Add validator

#### 5. Select the *Issue Creation Validator (HQL)* and Add it

Add Validator To Transition

Name	Description
<input checked="" type="radio"/> Issue Creation Validator (HQL)	Block the creation of an issue via the JIRA Create button if an HQL Mapping exists having as target Project/Issue Type the selected ones.
<input type="radio"/> Permission Validator	Validates that the user has a permission.
<input type="radio"/> User Permission Validator	Validates that the user has a permission, where the OSWorkflow variable holding the username is configurable. Obsolete.

Add
Cancel

#### 6. Publish the draft workflow

You are editing a draft workflow.

Publish Draft

Discard Draft

[View original](#)

[Workflows](#) / [PMPTRJ: Project Management Workflow \(Draft\)](#)

Transition: Create

This is the **initial** transition in the workflow.

**Screen:** None - initial transition does not have a view.

Validators 1
Post Functions 3

The transition requires the following criteria to be valid

There is no HQL Mapping having as target Project/Issue Type the selected ones.



The HQL Validator has not effect on any Workflow transition other then the **Create** transition.

## How it works

Consider the following *Approval Mapping*

Partnership	Source Project	Source Issue Type	Destination Project	Destination Issue Type	Button Label
 Local Partnership	PM Test PRJ	Task	Process management	Task	Create Issue



having the **Allow issue creation/linking via partnership credentials** turned **ON**

Allow issue creation/linking via partnership credentials



and associated to the following *Partnership*

### Herzum Quick Linker Partnership Configuration

Property Name	Property Value
Name	Local Partnership
Source URL	https://test.herzum.com/jira730staging
Source Username	admin
Source Password	*****
Destination Url	https://test.herzum.com/jira730staging 
Destination Username	HQLsuperuser
Destination Password	*****
Partnership Icon	

Save

Cancel

The **HQL Validator** has been added on the **Create** transition of the workflow associated to the Destination Project and Issue Type.

Consider that user has privileges to create issue in the destination Project 'Process Management'.

#### Create Issues

Ability to create issues.

#### Application access

- Any logged in user

Login as an user that is not the user applied as Partnership destination credential.

Click the Jira **Create** button the *Destination Project* and *Issue Type* applied on the *Approval Mapping*.

Create

Create Issue

Project\*

Process management (PM)

Issue Type\*

Task

Next

Cancel

Atlassian JIRA Project Management Software (v7.3.0#73011-sha1:3c73d0e)

About JIRA

Report a problem

Powered by a free Atlassian JIRA evaluation license. Please consider purchasing it today.

Atlassian

On clicking *Create*

Create

Cancel

Atlassian JIRA Project Management Software (v7.3.0#73011-sha1:3c73d0e)

About JIRA

Report a problem

the following alert appears and issue creation is not allowed.

Create Issue

You cannot create the issue via the JIRA Create button. The issue can only be created using the Herzum Quick Actions.

Project

Process management

Issue Type

Task

Summary\*

A new issue

Reporter

Herzum Administrator

Attachment

Drop files to attach, or browse.

Due Date

Notice the issue creation succeeds on any other Project/Issue Type associated to the same workflow where no Approval Mapping exists having as destination Project and Issue Type the selected ones and having the Quick Action Button/Post Function turned On.

Page 4