Manage HQL Validator

- Overview
- Recommendations
- Prerequisites
- Adding the HQL Validator to the Create workflow transition
- How it works

Overview

The HQL Validator avoids that an issue is created via the Jira 'Create' button if an HQL Action button is able to create issues in the selected Project/Issue Type

Recommendations

When applying the HQL Validator, on trying to create an issue, it checks on all mappings having as destination Project and Issue Type the selected ones and having the ***Quick Action Button/Post Function*** turned **On** in order to allow the issue creation to the users configured as Partnership Destination Credential on the associated Partnerships exclusively**.**

It implies that these users will be able to create an issue via the Jira 'Create' button too.

Consequently, It's recommended to apply as Partnership Destination Credential an **HQL system user.**

Prerequisites

The ***Allow issue creation/linking via partnership credentials*** must be turned ***On.***

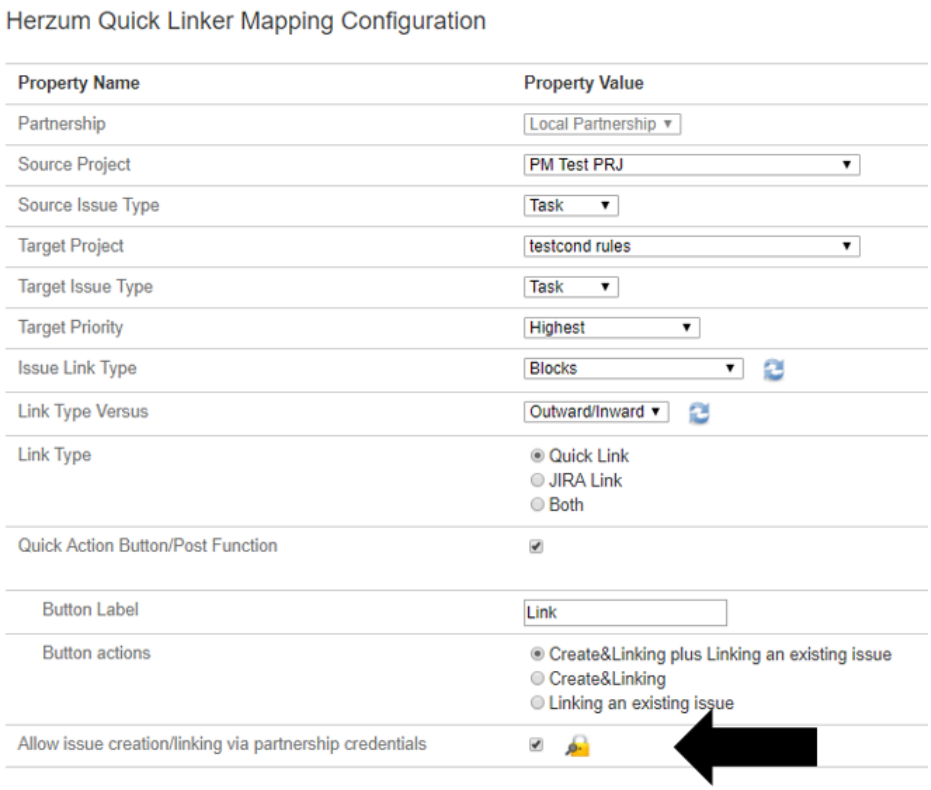

Adding the HQL Validator to the Create workflow transition

1. Navigate to the Workflow associated to the Project/Issue Type for whom you want avoid issue creation via the Jira ***Create*** button
2. *Edit* the Workflow
3. Select the ***Create*** worrkflow transition

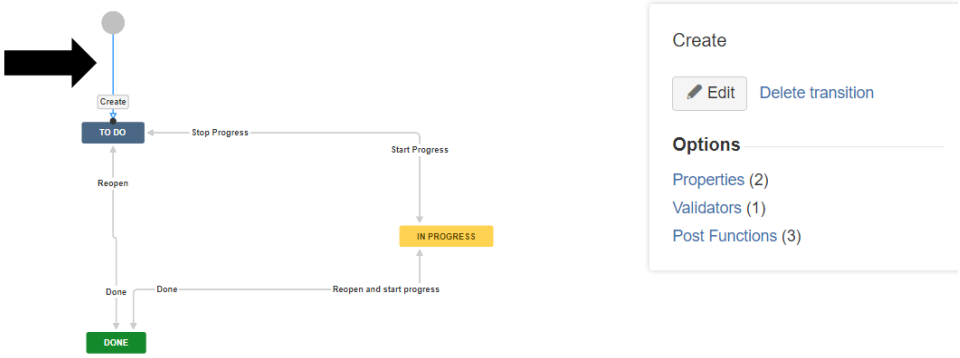

4. Click Add Validator

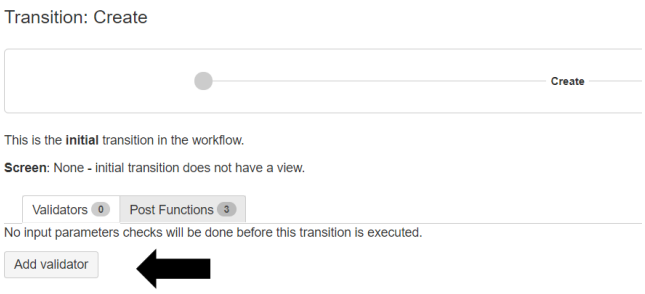

5. Select the ***Issue Creation Validator (HQL)*** and ***Add*** it

6. Publish the draft workflow

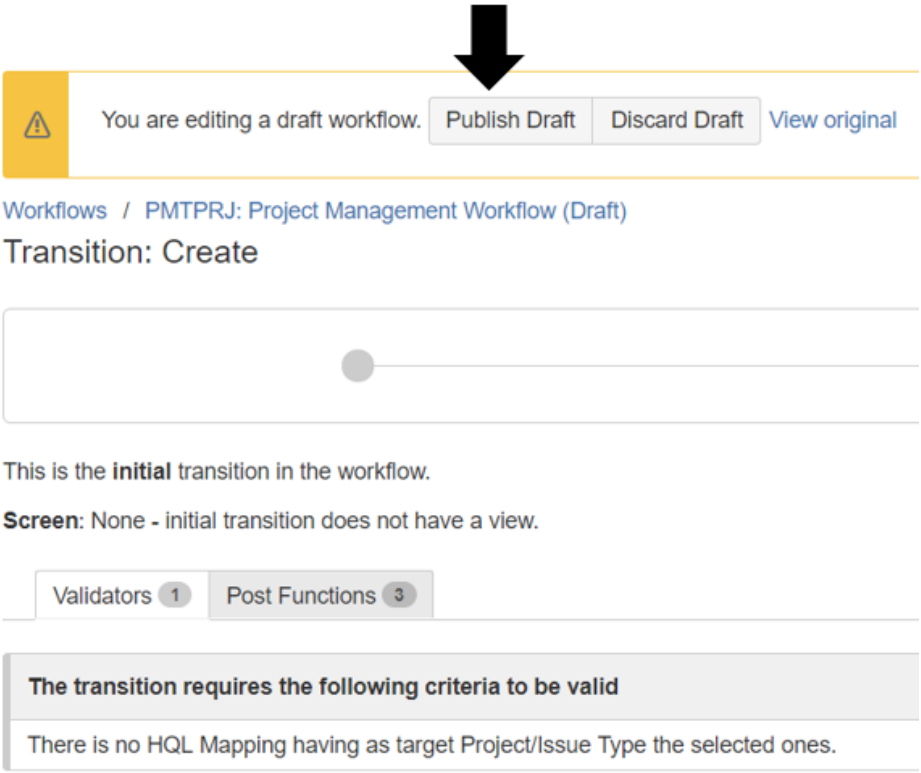

The HQL Validator has not effect on any Workflow transition other then the ***Create*** transion.

How it works

Consider the following *Approval Mapping*

	Partnership	Source Project	Source Issue Type	Destination Project	Destination Issue Type	Button Label
	Local Partnership	PM Test PRJ	Task	Process management	Task	Create Issue

having the **Allow issue creation/linking via partnership credentials** turned **ON**

Allow issue creation/linking via partnership credentials

and associated to the following *Partnership*

Herzum Quick Linker Partnership Configuration

Property Name	Property Value
Name	Local Partnership
Source URL	https://test.herzum.com/jira730staging
Source Username	admin
Source Password	••••••••••••••••••••••••
Destination Url	https://test.herzum.com/jira730staging
Destination Username	HQLsuperuser
Destination Password	••••••••••••
Partnership Icon	

Save Cancel

The ***HQL Validator*** has been added on the *Create* transition of the workflow associated to the Destination Project and Issue Type.

Consider that user has privileges to create issue in the destination Project 'Process Management'.

Create Issues
Ability to create issues.

Application access
- Any logged in user

Login as an user that is not the user applied as Partnership destination credential.

Click the Jira *Create* button the *Destination Project* and *Issue Type* applied on the *Approval Mapping*.

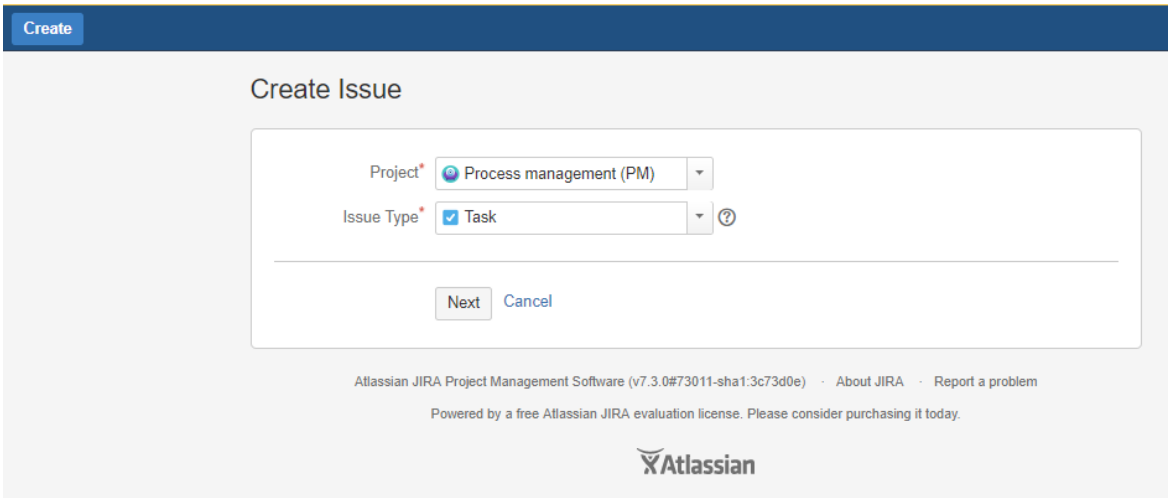

On clicking *Create*

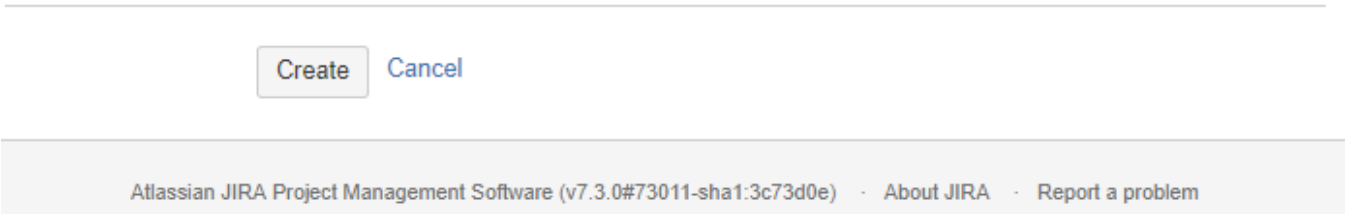

the following alert appears and issue creation in not allowed.

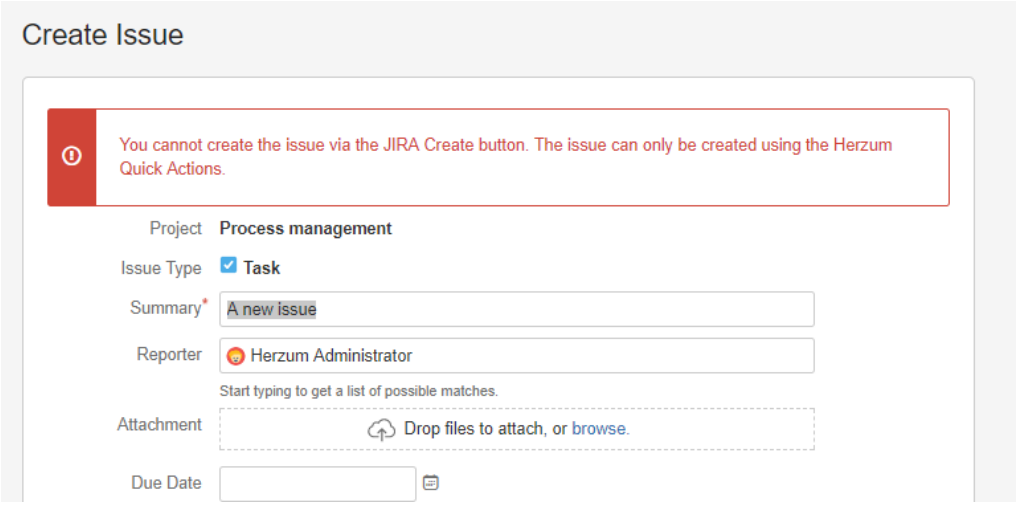

Notice the issue creation succeeds on any other Project/Issue Type associated to the same workflow where no Approval Mapping exists having as destination Project and Issue Type the selected ones and having the Quick Action Button/Post Function turned On.