

# Herzum - Attachment Report

## Overview

The Attachment Report gadget allows to display a report that shows, by project or by issue type, for each selected project and issue type, the total memory size allocated for your attachments, the total number of attached files, the total number of issues having one attachment at least, the percentage of issues having attachments respect to the total number of issues.

## Herzum - Attachment Report look like

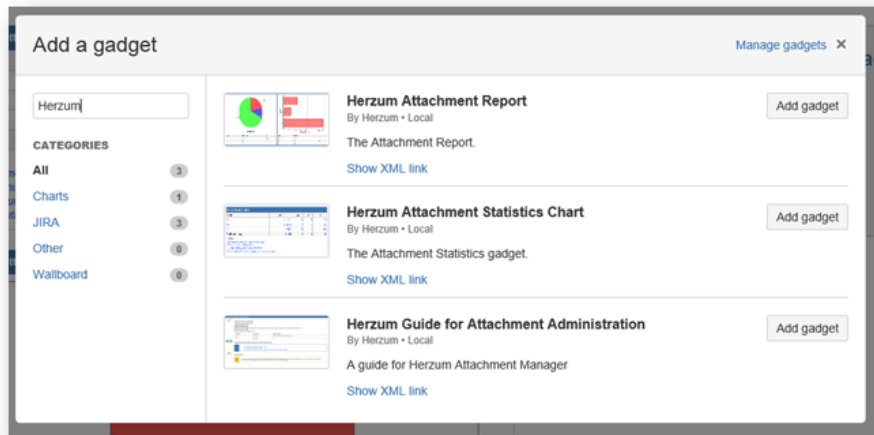
The Herzum - Attachment Report gadget appears as follows:

Herzum Attachment Report				
Project	TAS	TAN	TIA	TIP
DESK	468,66 kB	1	1	33%
KAN	0,00 kB	0	0	0%
PROJ	0,00 kB	0	0	0%
Total	468,66 kB	1	1	20%
<b>Legend:</b> <i>TAS: total memory size allocated for attachments.</i> <i>TAN: total number of attached files.</i> <i>TIA: total number of issues having attachment.</i> <i>TIP: percentage of issues having attachment respect to the total.</i>				

## Adding the Attachment Report gadget to your Dashboard


In order to add the Attachment Report gadget to your dashboard follow the instructions below:

1 Go to your Jira dashboard, click Add Gadget and type **Herzum** on the search box.




*Gadget Directory pop-up*

2 Locate the Attachment Report gadget and click **Add it Now**



**Herzum Attachment Report**  
By Herzum • Local  
The Attachment Report.  
[Show XML link](#)

Add gadget



*Available Gadget listing*

Herzum Attachment Report

Issue Types: --All Issue Types--  
Access  
Bug  
Change  
Select issue types (Ctrl + click)

Projects: --All Projects--  
Kanban  
My First Service Desk  
ProjectTestHam  
Select projects (Ctrl + click)

Type Statistic: Project  
Display data by Project or Issue Type

Refresh Interval: Never  
How often you would like this gadget to update

Save Cancel

*Herzum Attachment Report Configuration screen*

4

Choose the **Type** **Statistic** to be displayed. Allow selected choices to include **by Project** or **by Issue Type**.

Type Statistic

Project  
Issue Type

Display data by Project or Issue Type

*Herzum Attachment Report Configuration screen*

5 Choose the refresh interval to specify how often the gadget will update.

Refresh Interval:

Never

Every 15 Minutes

Every 30 Minutes

Every 1 Hour

Every 2 Hours

Herzum Attachment Report Configuration screen

6 Click Save to display the Herzum Attachment Report.

Herzum Attachment Report					
Project	TAS	TAN	TIA	TIP	
Bug	38.19 MB	253	170	18%	
Change Request	0.00 KB	0	0	0%	
Contract	0.00 KB	0	0	0%	
Epic	257.50 KB	1	1	1%	
Exit Criteria	195.92 KB	1	1	2%	
Feature	6.40 MB	34	16	8%	
Hotfix	0.00 KB	0	0	0%	
Improvement	18.17 MB	43	22	24%	
IT Project	0.00 KB	0	0	0%	
New Feature	0.00 KB	0	0	0%	
Project	0.00 KB	0	0	0%	
Release	1.01 MB	4	4	100%	
Requirement	1.15 MB	6	1	100%	
Spike	3.25 MB	28	10	8%	
Sprint	0.00 KB	0	0	0%	
Story	9.47 MB	82	58	7%	
Sub-Task	0.00 KB	0	0	0%	
Technical task	2.97 MB	40	8	4%	
Test Case	0.00 KB	0	0	0%	
Total	82.06 MB	432	231	10%	
<b>Legend:</b> TAS: total memory size allocated for attachments. TAN: total number of attached files. TIA: total number of issues having attachment. TIP: percentage of issues having attachment respect to the total.					

Herzum Attachment Report Gadget