

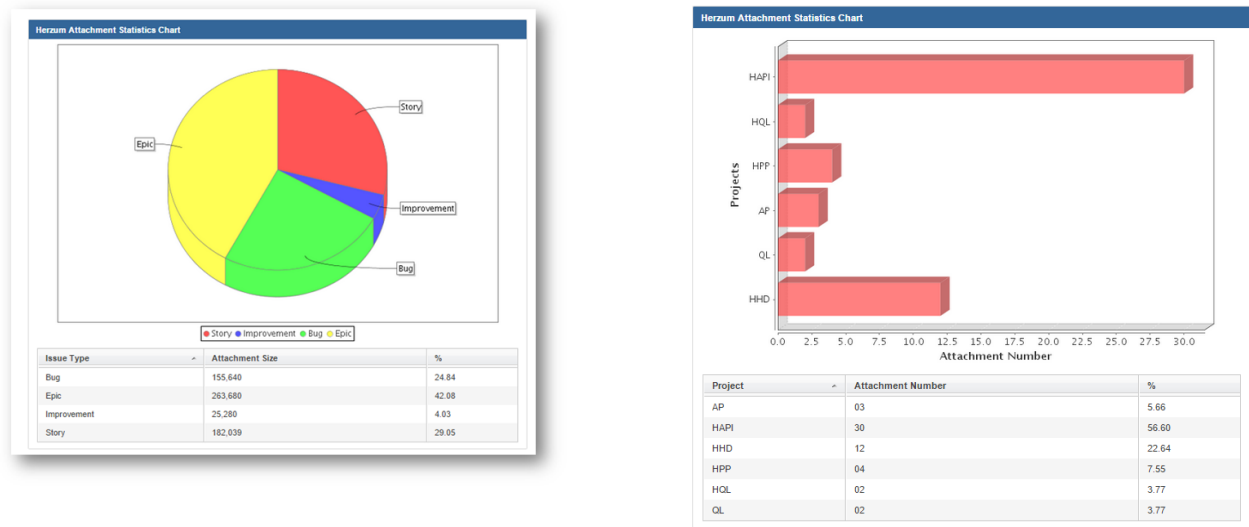
Herzum - Attachment Statistics Chart

Overview

The Attachment Statistics gadget (Herzum - Attachment Statistics Chart) allows to display statistics (pie and bar) charts for Attached files by size or number of files and also allowing to filter on projects and issue types.

Herzum Attachment Statistics Chart look like

The Herzum Attachment Statistics Chart gadget appears as follows:



Adding the Herzum Attachment Statistics Chart gadget to your Dashboard

In order to add the Herzum Attachment Statistics Chart gadget to your dashboard follow the instructions below:

1

Go to your Jira dashboard, click Add Gadget and type **Herzum** on the search box.

Add a gadget

Herzum

CATEGORIES

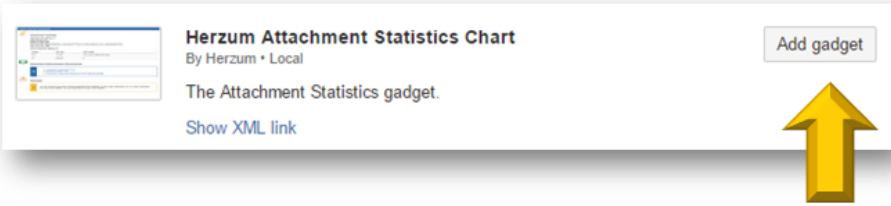
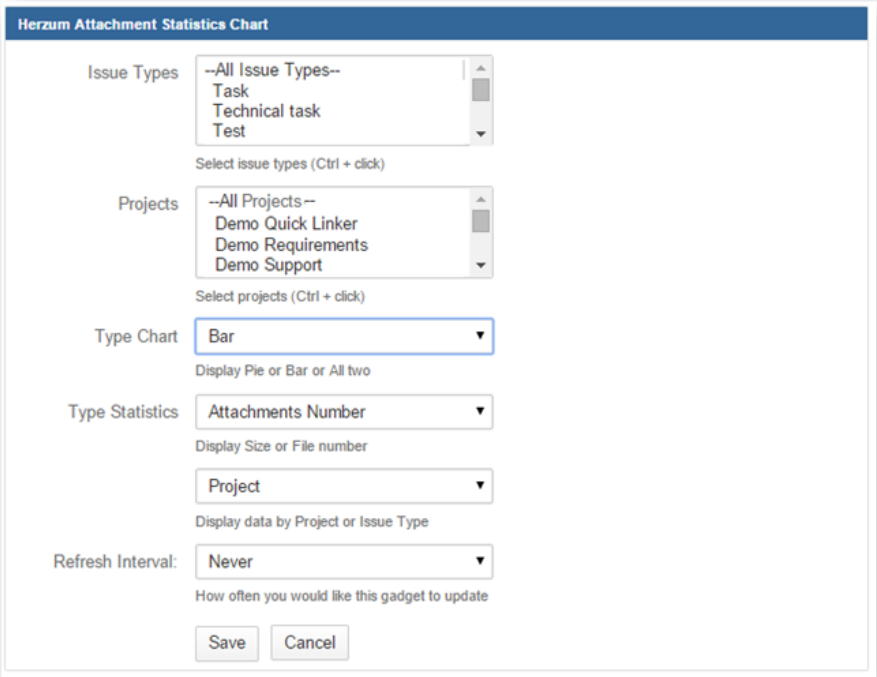
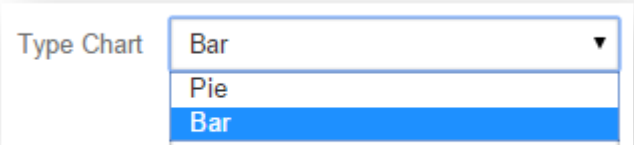
- All
- Charts
- JIRA
- Other
- Wallboard

Herzum Attachment Report
By Herzum • Local
The Attachment Report.
[Show XML link](#)

Herzum Attachment Statistics Chart
By Herzum • Local
The Attachment Statistics gadget.
[Show XML link](#)

Herzum Guide for Attachment Administration
By Herzum • Local
A guide for Herzum Attachment Manager
[Show XML link](#)

Gadget Directory pop-up

2	<p>Locate the Attachment Statistics Chart gadget and click Add gadget</p>	 <p style="text-align: center;"><i>Available Gadget listing</i></p>
3	<p>Choose the desired filters via the Herzum Attachment Statistics Chart Configuration screen.</p> <p>Allowed filters include issue types and projects.</p>	 <p style="text-align: center;"><i>Herzum Attachment Statistics Chart Configuration screen</i></p>
4	<p>Choose the type of chart to be displayed. The possible options are: All chart (Bar and Pie), only Bar or only Pie chart.</p>	 <p style="text-align: center;"><i>Herzum Attachment Statistics Chart Configuration screen</i></p>

5 Choose the **Type of statistic**:

- by size or by number of attached files
- by project or by issue type.

Type Statistics

Attachments Size	▼
Attachments Size	
Attachments Number	

Issue Type	▼
Project	
Issue Type	

Herzum Attachment Statistics Chart Configuration screen

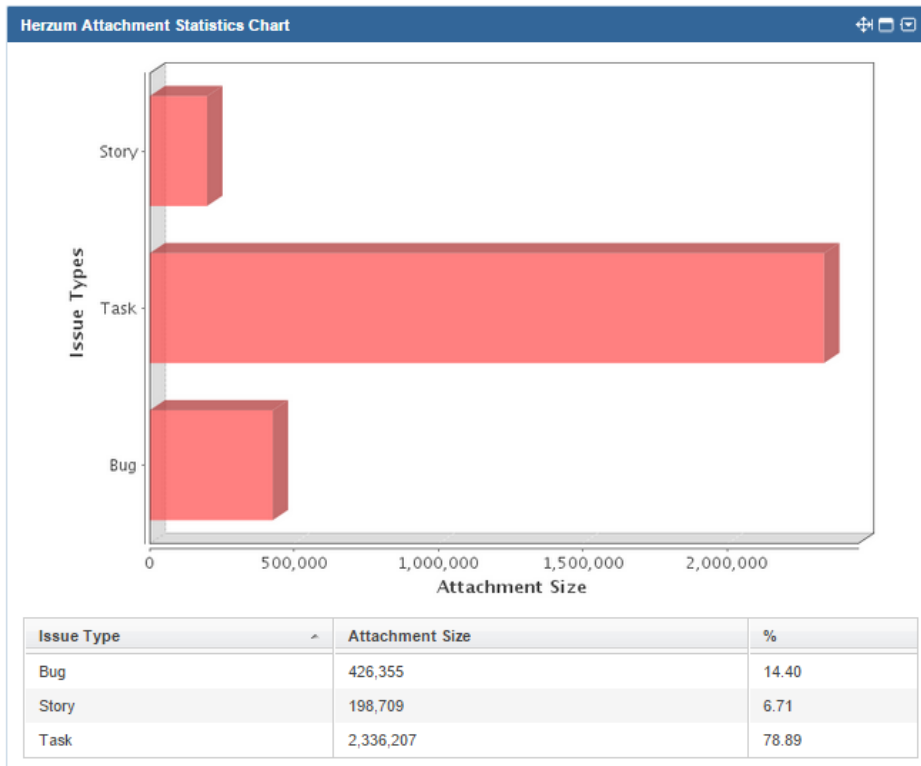
6 Choose the **refresh interval** to specify how often the gadget is refreshed.

Refresh Interval:

Never	▼
Never	
Every 15 Minutes	
Every 30 Minutes	
Every 1 Hour	
Every 2 Hours	

Herzum Attachment Statistics Chart Configuration screen

7 Click **Save** to display the Herzum Attachment Statistics Chart.



Herzum Attachment Statistics Chart Gadget