

Herzum - Guide for Attachment Administration

- [Overview](#)
- [Herzum - Guide for Attachment Administration look like](#)
- [Adding the Guide for Attachment Administration gadget to your Dashboard](#)

Overview

The Attachment Administration gadget (Herzum - Guide for Attachment Administration) allows to display useful attachment administration information.

The **Attachment Setting** section shows *Attachment Jira setting* and *Herzum Attachment settings*. The *Edit* links redirect to the related administration screen.


The **Attachment Administration Documentation** provides links redirecting to the Attachment administration's documentation.

The **Warning** allows to display the *total attachment space allocation*, the *total number of attached files* and the *attachments weekly growth rate* by size and by number of attached files.

Herzum - Guide for Attachment Administration look like

The Herzum - Guide for Attachment Administration gadget appears as follows:

Herzum - Guide for Attachment Administration




Attachment Settings

Attachment JIRA Settings [Edit](#)

Allow Attachment: ON
Enable Thumbnails: ON
Enable Zip support: ON
Attachments Path: Default Directory [/local/hq/hq-jira-623/hq/623test2/atlassian-jira-6.2.3-home/data/attachments]
Attachments Size: 10MB


Herzum Attachment Settings [Edit](#)

Project	Max Size	Max number
PRJTES	14.65 kB	2
PRJTESHD	48.83 kB	1
HH	0.00 kB	0
PRJTESD	667.57 MB	4
NEW	Size limit not set	Total number of attachment not set
TESDE	0.00 kB	1



Attachment Administration Documentation

- [Configuring File Attachments in JIRA](#)
- [Attachments enabled in JIRA](#)
- [Configuring File Attachments restrictions via Herzum Attachment Manager](#)



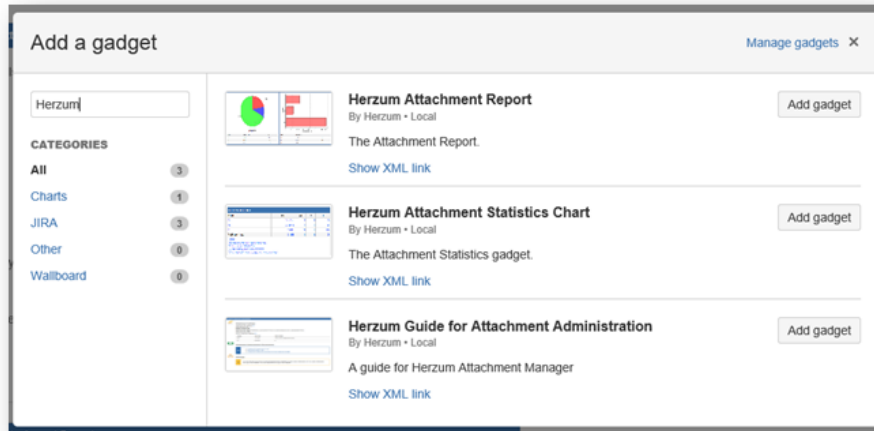
Warnings

Total number of attachments: 29.
Total attachments space allocation: 7.51 MB.
Weekly growth rate of attachments number: 0.00% .
Weekly growth rate of attachments space allocation: 0.00% .
[Up to date: 2015-06-10 12:20:25]

Adding the Guide for Attachment Administration gadget to your Dashboard

In order to add the Guide for Attachment Administration gadget to your dashboard follow the instructions below:

1 Navigating your Jira dashboard, click Add Gadget and type **Herzum** on these search box.



Gadget Directory pop-up

2

Locate the **Guide for Attachment Administration** gadget and click **Add**





Herzum - Guide for Attachment Administration

By Herzum

A guide for Herzum Attachment Manager

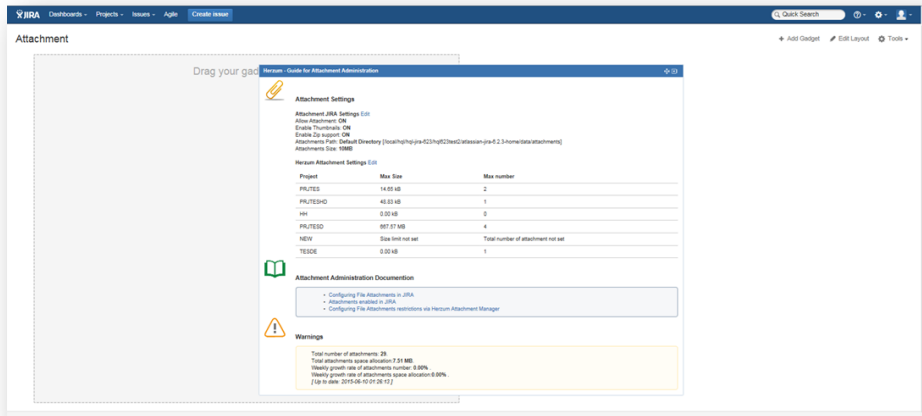
<http://test.herzum.com/hql623test2/rest/gadgets/1.0/g/com.herzum.jira.plugins.herz...>

Add it Now

Available Gadget listing screen

3

Move the gadget to a different position on the dashboard by simply dragging and drop.



Jira dashboard