
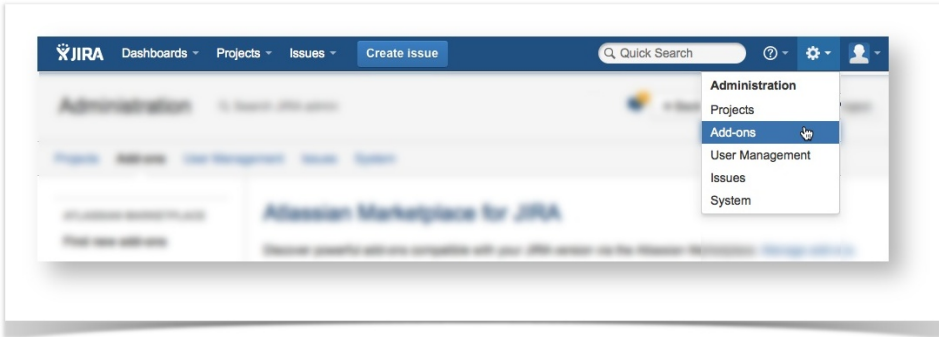


Installation and Upgrade Guide

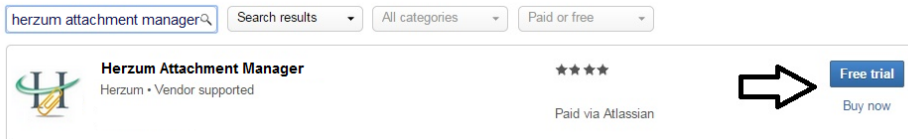
 To install and manage apps, you must have privileges to access the Jira Admin Section.

You can easily install Herzum Attachment Manager by performing the following steps:

- Navigate to the Add-ons panel in your Jira instance (*Administration Add-ons Find new add-ons*)



- In the "Search the Marketplace" box, type **herzum** and locate the Herzum Attachment Manager and Click "Free Trial" to install the app



- Here you Go

